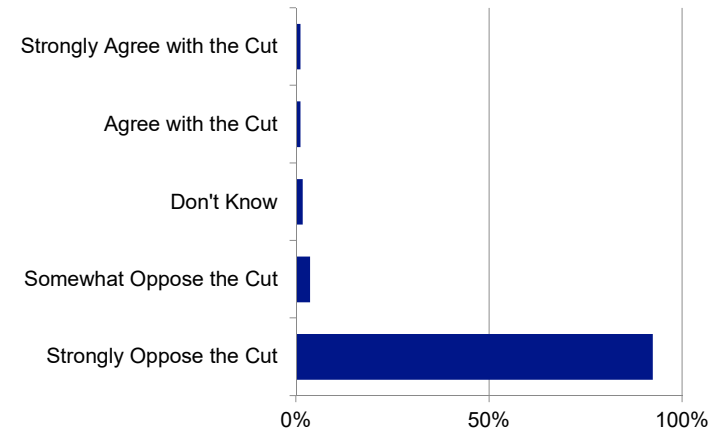


2023 Budget Consultation Survey Results

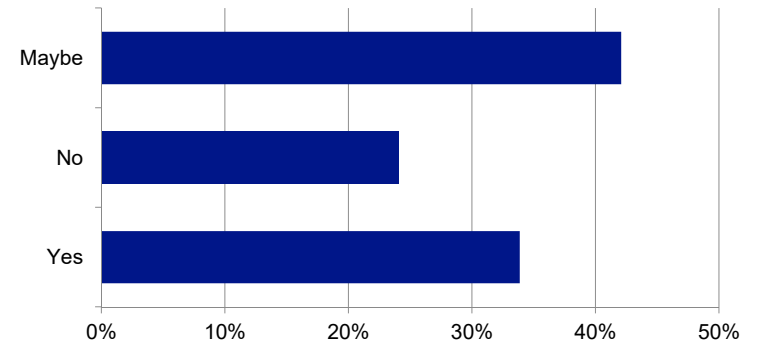
The capital budget for the Library is only \$810,000. The City Manager is proposing to cut the Library budget by 15% (\$121,500). This could result in the closure of a neighbourhood library. Do you support this cut to the Library's budget?

Answer Choices	Responses
Strongly Oppose the Cut	92.35%
Somewhat Oppose the Cut	3.65%
Don't Know	1.71%
Agree with the Cut	1.14%
Strongly Agree with the Cut	1.14%



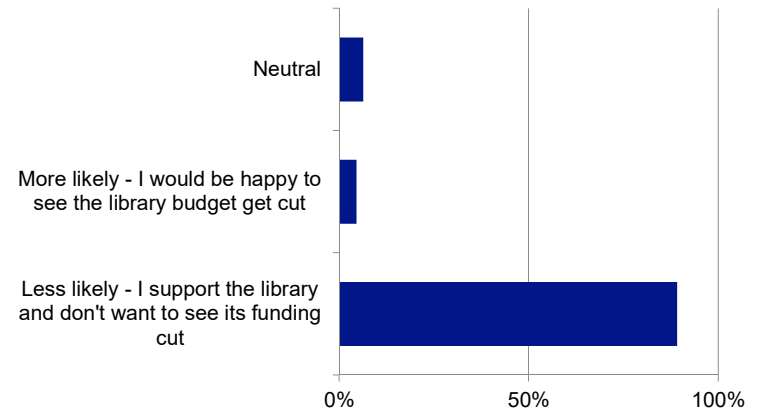
Would you be willing to attend a protest/demonstration to protect the Library from big budget cuts?

Answer Choices	Responses
Yes	33.84%
No	24.10%
Maybe	42.07%



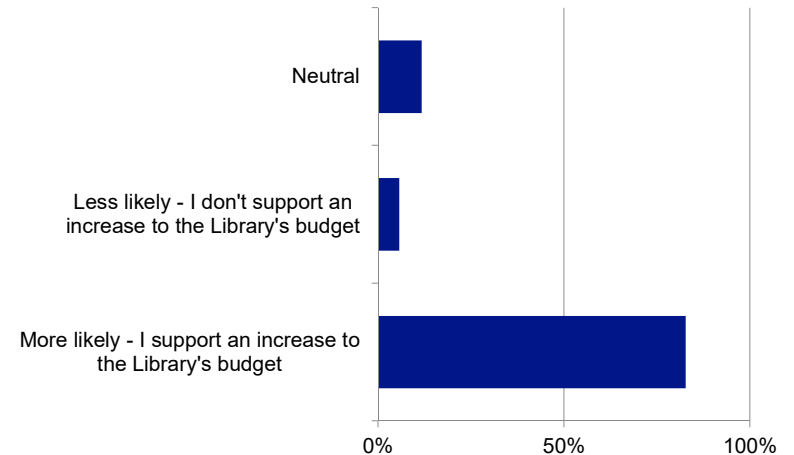
If your City Councillor voted to cut funding to the Thunder Bay Public Library, would you be more likely or less likely to vote for them in the next election?

Answer Choices	Responses
Less likely - I support the library and don't want to see its funding cut	89.10%
More likely - I would be happy to see the library budget get cut	4.55%
Neutral	6.35%



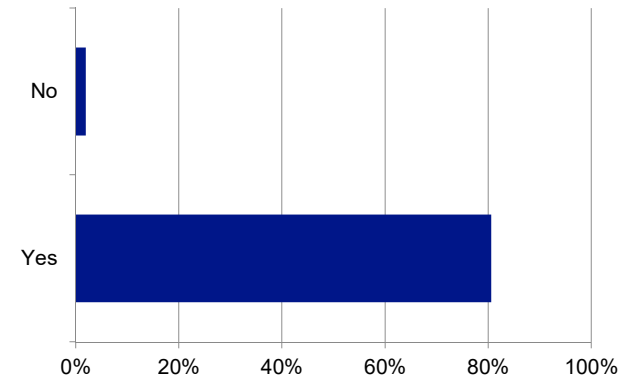
If your City Councillor voted to increase funding for your local Library, would you be more likely or less likely to vote for them?

Answer Choices	Responses
More likely - I support an increase to the Library's budget	82.64%
Less likely - I don't support an increase to the Library's budget	5.65%
Neutral	11.71%



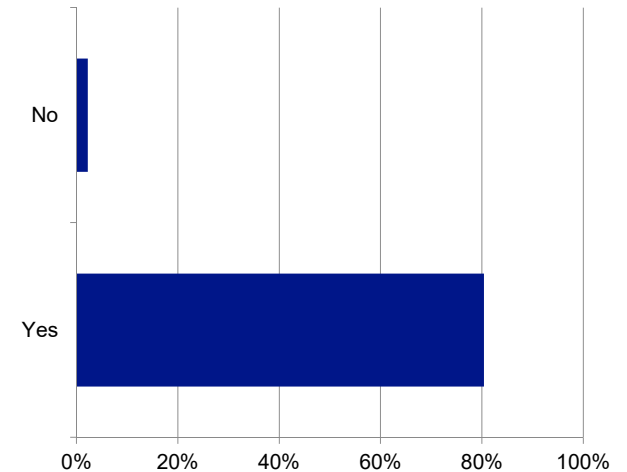
The Library is asking for a 3% increase to its capital budget - less than half of the rate of inflation. Do you think this is a reasonable request and one which the City should fully fund?

Answer Choices	Responses
Yes	80.57%
No	1.94%
Don't know/ Other	17.48%



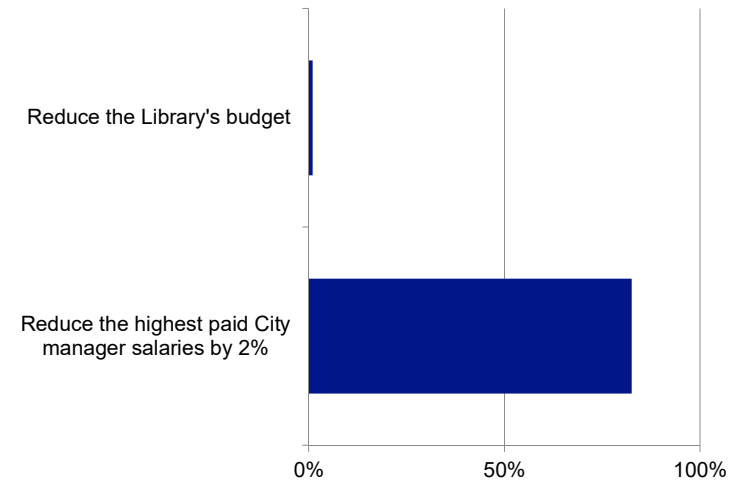
In 2007, the Library developed a plan to maintain its aging buildings. This plan was accepted by the City and incorporated into its long term financial plans. From 2007 to 2022, this would have amounted to \$21 million invested in our libraries. To date the library has only received \$44,000 out of the \$21 million it was promised. Do you support the City giving full and proper funding to the Library, as promised?

Answer Choices	Responses
Yes	80.39%
No	2.18%
Don't know/ Other	17.43%



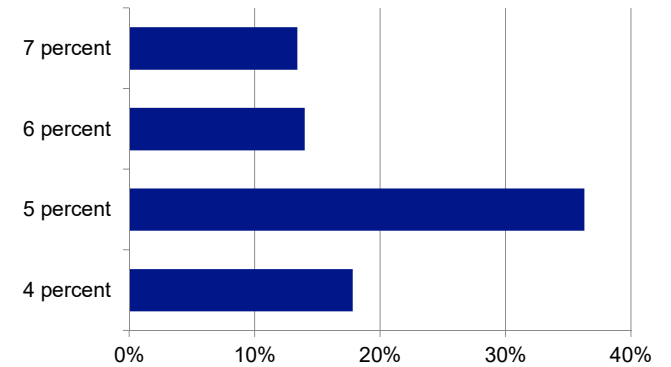
The City Manager of Thunder Bay, who makes over \$260,000 per year, and senior City managers, who make over \$100,000, lobbied for and received major increases in their wages last year (up to 12% increases for some). Would you rather see the Library's budget cut by 15% or a reduction in the senior City managers' salaries by 2%?

Answer Choices	Responses
Reduce the highest paid City manager salaries by 2%	82.48%
Reduce the Library's budget	0.93%
Don't know/ Other	16.59%



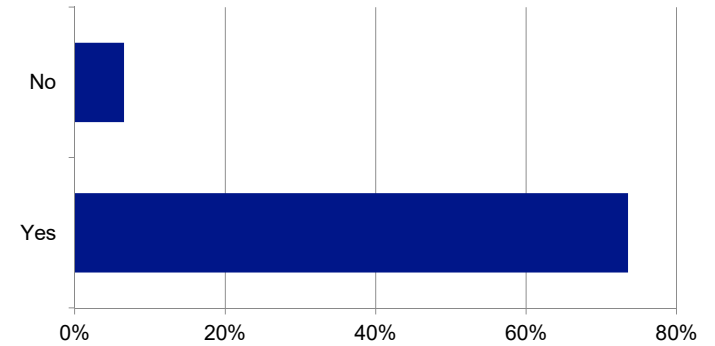
Only about 3% of your property taxes go to funding the Library. What would be a more appropriate amount of funding that the Library should receive?

Answer Choices	Responses
4 percent	17.80%
5 percent	36.26%
6 percent	13.98%
7 percent	13.38%
Don't know/ Other	18.58%



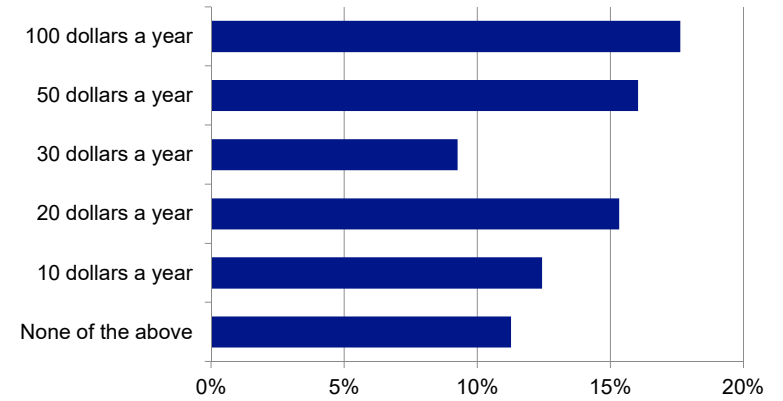
Would you be willing to pay a small amount extra in your taxes (i.e. an extra \$20) to ensure your neighbourhood Library does not close?

Answer Choices	Responses
Yes	73.54%
No	6.53%
Don't know/ Other	19.93%



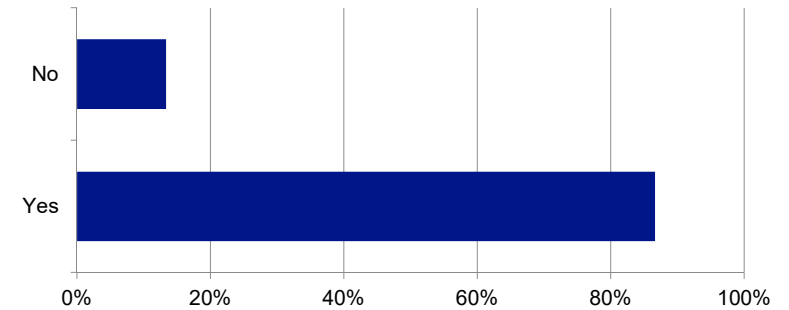
How much more would you be willing to pay in property tax to have a new state of the art public library?

Answer Choices	Responses
None of the above	11.26%
10 dollars a year	12.43%
20 dollars a year	15.32%
30 dollars a year	9.25%
50 dollars a year	16.03%
100 dollars a year	17.62%
Don't know/ Other	18.09%



City Council will vote on the municipal budget in February. Would you like us to keep you informed as to which Councillors voted to increase or decrease the Library's funding?

	Answer Choices	Responses
Yes		86.65%
No		13.35%



Every year the Library's budget is at the whim of political passions. As the popularity of different projects and organizations rise and fall, so do their budgets. Would you support the de-politicization of the Library's budget and a move to a funding model similar to the school boards - where a dedicated percentage of the tax base is set aside for the Library?

Answer Choices	Responses
Yes	76.54%
No	8.16%
Don't know/ Other	15.31%

