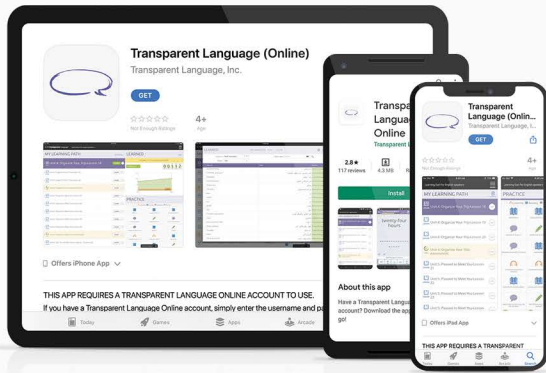


# Downloading the Transparent Language Mobile App

Follow these simple instructions to access your free Transparent Language mobile app included with your Transparent Language Online account. You can be on your way to learning on-the-go in no time!



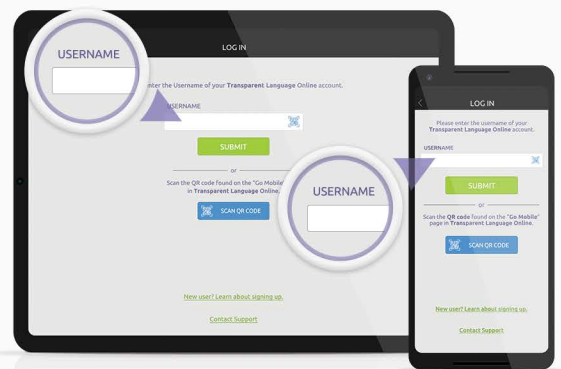
## Step 1

Go to the Apple Store or Google Play Store, search for “Transparent Language”, and download the **Transparent Language** mobile app.

## Step 2

Open the “Transparent Language” mobile app and enter your **Transparent Language Online** username.

Note: if your username is associated with multiple organizations, you will be asked to select your primary organization.

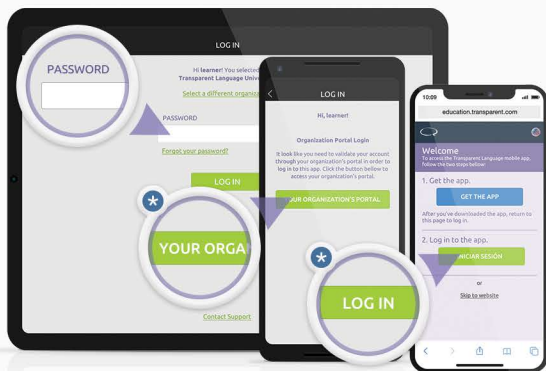


## Step 3

If you are asked for a password: enter your **Transparent Language Online** password.

\* If you are asked to log in to your portal:

- Follow the link to log in to your portal.
- In your portal, launch **Transparent Language Online**, and you will see an app authentication page.
- On the app authentication page, tap the “Log In” button, and the app will open and you will be logged in.



Internet access is required to use these applications; your data rates may apply. If you have a **Transparent Language Online** subscription, you may be able to use your access to activate the **Transparent Language** mobile app.

iPhone® and iPad® are trademarks or registered trademarks of Apple Computer, Inc. Android is a trademark of Google Inc.

### System Requirements:

iPhone/iPod/iPad: iOS 11.0 or later.

Android: Android OS 5.0 or later.

Your data rates may apply. iTunes®, iPhone®, iPod®, and iPad® are trademarks or registered trademarks of Apple Computer, Inc. Android is a trademark of Google Inc.

Other product names may be trademarks of their respective owners.